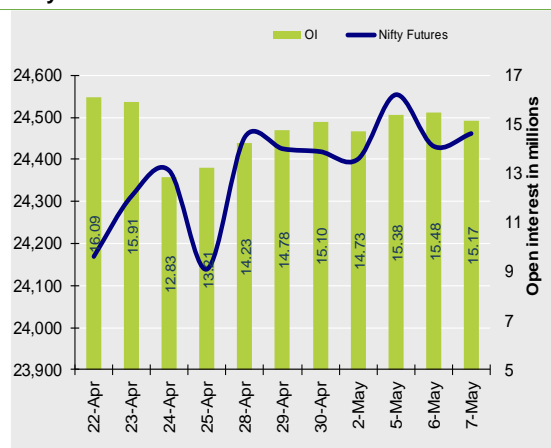


Nifty Snapshot

	Close	Prv Cl.	Ab chg	% chg
Spot	24,414.40	24,379.60	34.80	0.14
Futures	24,461.40	24,431.40	30.00	0.12
OI(ml shr)	15.17	15.48	-0.31	-2.03
Vol (lots)	107331	71092	36239	50.97
COC	47.00	51.80	-4.80	-9.3
PCR-OI	0.97	0.92	0.05	4.9

Nifty Futures Price v/s OI



Institutional Activity in previous trading session

(in Rs cr.)	Buy	Sell	Net
Index Futures	3831.44	3362.26	469.18
Index Options	1463493.25	1467961.69	-4468.44
Stock Futures	20899.17	18763.16	2136.01
Stock Options	61288.34	58927.39	2360.95
FII Cash	16,371.71	13,785.85	2,585.86
DII Cash	13,168.99	10,790.50	2,378.49

Net FII Activity (in Rs cr.)

Date	Idx Fut	Stk Fut	Idx Opt	Cash
7-May	469.2	2136.0	-4468.4	2586
6-May	552.1	760.0	23394.6	3795
5-May	531.5	2805.0	-35753.7	498
2-May	295.3	111.4	-31013.7	2770
30-Apr	1419.7	2982.4	26403.3	51
29-Apr	910.7	-216.2	-11490.1	2386

Technical Pivot (Intraday):

	S2	S1	PIVOT	R1	R2
NIFTY	24210	24335	24435	24565	24665
BANKNIFTY	53745	54205	54500	54965	55260

(Price is in Rs; OI is in million units; Price chg and OI chg are in percentage) **NB RESEARCH**

Fresh Longs seen in:

Scrip	Price	Price chg	OI	OI Chg
NIFTYNXT50	64210.6	0.6	0.0	16.9
PAYTM	877.4	7.4	17.9	13.8
APOLLOTYRE	495.7	2.9	8.2	11.0

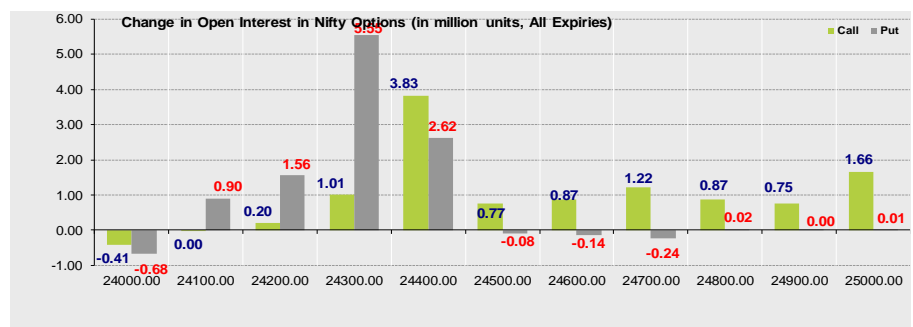
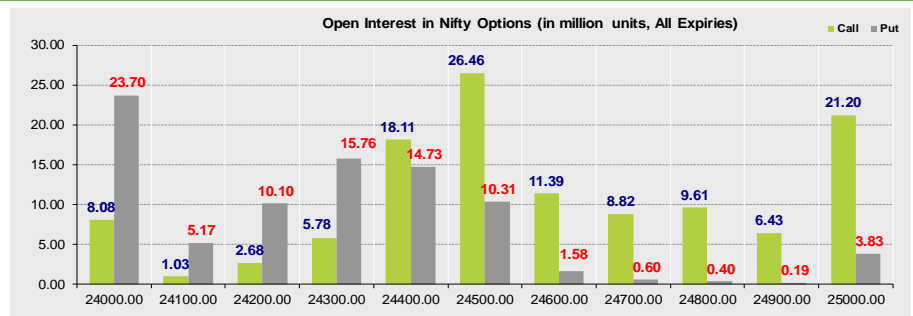
Short Covering seen in:

Scrip	Price	Price chg	OI	OI Chg
CAMS	3653.8	1.6	1.6	-12.2
KEI	3299.4	2.9	1.5	-11.2
MUTHOOTFIN	2311.4	2.7	3.5	-8.1

Summary

- Indian markets closed on a flat note where buying was mainly seen in Automobiles, Consumer Durables, Metals Sectors. Nifty May Futures closed at 24461.40 (up 30.00 points) at a premium of 47.00 pts to spot.
- FII's were net buyers in Cash to the tune of 2585.86 Cr and were net buyers in index futures to the tune of 469.18 Cr.
- India VIX increased by 0.34% to close at 19.06 touching an intraday high of 19.73.

Open Interest in Nifty Options:



- The above second chart shows previous trading day's change in Nifty options where Addition in OI were seen in 24600, 24500, 24400, 24300 strike Calls and at 24000, 24100, 24200, 24300, 24400 strike Puts indicating market is likely to remain range bound in the near term.
- Highest OI build-up is seen at 24500 strike Calls and 24000 strike Puts, to the tune of 26.46mn and 23.70mn respectively.

Outlook on Nifty:

Index is likely to open on flat note today and is likely to remain range bound during the day.

NIFTY50 Options OI (CE OI = Resistance) (PE OI = Support)			
Symbol	Highest CE OI	Highest PE OI	CMP
ADANIENT	2600	2600	2359
ADANIPTS	1400	1200	1344
APOLLOHOSP	7200	6150	7015
ASIANPAINT	2500	2300	2322
AXISBANK	1200	1100	1166
BAJAJ-AUTO	8500	8000	7884
BAJFINANCE	10000	8000	8990
BAJAJFINSV	2100	1900	2036
BEL	320	290	311
BHARTIARTL	1920	1800	1900
CIPLA	1600	1300	1516
COALINDIA	400	450	385
DRREDDY	1200	1000	1156
EICHERMOT	5700	5300	5502
ETERNAL	260	230	237
GRASIM	3120	2340	2712
HCLTECH	1600	1200	1566
HDFCBANK	2000	1800	1949
HDFCLIFE	760	720	725
HEROMOTOCO	4000	3900	3875
HINDALCO	700	600	638
HINDUNILVR	2500	2100	2375
ICICIBANK	1500	1400	1438
ITC	450	430	430
INDUSINDBK	900	800	827

NIFTY50 Options OI (CE OI = Resistance) (PE OI = Support)			
Symbol	Highest CE OI	Highest PE OI	CMP
INFY	1600	1200	1513
JSWSTEEL	1050	900	970
JIOFIN	300	260	257
KOTAKBANK	2300	2000	2100
LT	3500	3300	3332
M&M	3300	2900	3125
MARUTI	12000	12000	12577
NTPC	370	380	343
NESTLEIND	2500	2400	2342
ONGC	240	240	240
POWERGRID	330	320	312
RELIANCE	1450	1300	1412
SBILIFE	1780	1700	1748
SHRIRAMFIN	700	600	638
SBIN	800	800	764
SUNPHARMA	1900	1800	1789
TCS	3500	3400	3458
TATACONSUM	1300	1100	1145
TATAMOTORS	700	650	682
TATASTEEL	150	140	146
TECHM	1500	1400	1500
TITAN	3400	3000	3354
TRENT	5700	5200	5252
ULTRACEMCO	13000	10000	11680
WIPRO	250	240	244

OI against MWPL				
Symbol	MWPL	Open Interest	Limit for next day	% OI
CDSL	35530000	36171200	Ban	102%
MANAPPURAM	109606743	108069000	Ban	99%
ACC	16266067	13973100	1479663	86%
RBLBANK	121575211	102842925	Ban	85%
SYNGENE	37816323	30601000	5324506	81%
HINDCOPPER	65482129	52165250	10042772	80%
LTF	168467595	132757886	27286329	79%
BANDHANBNK	193371109	151774800	31927753	78%
TATATECH	36328758	28482600	6029720	78%
PNB	687763516	517792000	135583340	75%
SAIL	289148547	208812100	65879019	72%
CANBK	672420574	463097250	175702295	69%
ANGELONE	11638502	7472400	3584176	64%
TATACHEM	31601465	19881700	10139691	63%
AARTIIND	41876170	26240625	13541736	63%
ABFRL	121580965	76154000	39347916	63%
NATIONALUM	178967755	111345000	58674367	62%
VOLTAS	46126252	27772650	16047289	60%
BSOFT	32988281	19832400	11506466	60%
PEL	24011687	14393250	8417852	60%
GRANULES	29668038	17739750	10444886	60%
HFCL	189248684	112268350	67517899	59%
BANKBARODA	372635498	219620700	134383023	59%
TITAGARH	16037381	9164725	6070786	57%
LICHSGFIN	60244101	33987000	23244895	56%
IREDA	134388235	75705450	51963373	56%
CHAMBLFERT	31728204	17670950	12470843	56%
NMDC	689383367	382536000	272378198	55%
BIOCON	94007780	50027500	39279891	53%
BHEL	256482590	133707000	109951460	52%
BSE	21086307	10840125	9191866	51%
ADANIENT	60081955	30771900	26305957	51%
INDUSINDBK	125014099	63326800	55436594	51%

[illegible]

Derivative Recommendations:

Stock Name	Call (Buy/Sell)	Entry price	Targets	Stop Loss	Duration	Status
NCC (Bull Call spread)	Buy	5.5	9.5	2	Positional	Open
DLF (Bull Call spread)	Buy	15	15	9	Positional	Open
SIEMENS 3000CE	Buy	117	160	85	1-2 Days	Open

FROM THE EQUITY DERIVATIVE DESK:

NIRAV HARISH CHHEDA
AVP - DERIVATIVES AND TECHNICAL RESEARCH
E-Mail: nirav.chheda@nirmalbang.com
Tel no: 6273-8199/8000

AMIT BHUPTANI
SNR.DERIVATIVES AND TECHNICAL RESEARCH ANALYST
E-Mail: amit.bhuptani@nirmalbang.com
Tel no: 6273-8242/8000

DISCLOSURES

Research Reports that are published by Nirmal Bang Securities Private Limited (hereinafter referred to as "NBSPL") are for private circulation only. NBSPL is a registered Research Analyst under SEBI (Research Analyst) Regulations, 2014 having Registration no. INH000001766. NBSPL is also a registered Stock Broker with National Stock Exchange of India Limited, BSE Limited, Metropolitan Stock Exchange of India Limited, Multi Commodity Exchange of India Limited, National Commodity and Derivative Exchange Limited and Indian Commodity Exchange Limited in cash and Equity and Commodities derivatives segments.

NBSPL has other business divisions with independent research teams separated by Chinese walls, and therefore may, at times, have different or contrary views on stocks and markets.

NBSPL or its associates have not been debarred / suspended by SEBI or any other regulatory authority for accessing / dealing in securities Market. NBSPL, its associates or analyst or his relatives do not hold any financial interest (Except Investment) in the subject company. NBSPL or its associates or Analyst do not have any conflict or material conflict of interest at the time of publication of the research report with the subject company. NBSPL or its associates or Analyst or his relatives may or may not hold beneficial ownership of 1% or more in the subject company at the end of the month immediately preceding the date of publication of this research report.

NBSPL or its associates / analyst has not received any compensation / managed or co-managed public offering of securities of the company covered by Analyst during the past twelve months. NBSPL or its associates have not received any compensation or other benefits from the company covered by Analyst or third party in connection with the research report. Analyst has not served as an officer, director or employee of Subject Company. NBSPL / analyst has not been engaged in market making activity of the subject company.

Analyst Certification: The research analysts and authors of these reports, hereby certify that the views expressed in this research report accurately reflects my/our personal views about the subject securities, issuers, products, sectors or industries. It is also certified that no part of the compensation of the analyst(s) was, is, or will be directly or indirectly related to the inclusion of specific recommendations or views in this research. The analyst(s) principally responsible for the preparation of this research report and has taken reasonable care to achieve and maintain independence and objectivity in making any recommendations.

DISCLAIMER

This report is for the personal information of the authorized recipient and does not construe to be any investment, legal or taxation advice to you. NBSPL is not soliciting any action based upon it. Nothing in this research shall be construed as a solicitation to buy or sell any security or product, or to engage in or refrain from engaging in any such transaction. In preparing this research, we did not take into account the investment objectives, financial situation and particular needs of the reader.

This research has been prepared for the general use of the clients of NBSPL and must not be copied, either in whole or in part, or distributed or redistributed to any other person in any form. If you are not the intended recipient you must not use or disclose the information in this research in any way. Though disseminated to all the customers simultaneously, not all customers may receive this report at the same time. NBSPL will not treat recipients as customers by virtue of their receiving this report. This report is not directed or intended for distribution to or use by any person or entity resident in a state, country or any jurisdiction, where such distribution, publication, availability or use would be contrary to law, regulation or which would subject NBSPL & its group companies to registration or licensing requirements within such jurisdictions.

The report is based on the information obtained from sources believed to be reliable, but we do not make any representation or warranty that it is accurate, complete or up-to-date and it should not be relied upon as such. We accept no obligation to correct or update the information or opinions in it. NBSPL or any of its affiliates or employees shall not be in any way responsible for any loss or damage that may arise to any person from any inadvertent error in the information contained in this report. NBSPL or any of its affiliates or employees do not provide, at any time, any express or implied warranty of any kind, regarding any matter pertaining to this report, including without limitation the implied warranties of merchantability, fitness for a particular purpose, and non-infringement. The recipients of this report should rely on their own investigations.

This information is subject to change without any prior notice. NBSPL reserves its absolute discretion and right to make or refrain from making modifications and alterations to this statement from time to time. Nevertheless, NBSPL is committed to providing independent and transparent recommendations to its clients, and would be happy to provide information in response to specific client queries.

Before making an investment decision on the basis of this research, the reader needs to consider, with or without the assistance of an adviser, whether the advice is appropriate in light of their particular investment needs, objectives and financial circumstances. There are risks involved in securities trading. The price of securities can and does fluctuate, and an individual security may even become valueless. International investors are reminded of the additional risks inherent in international investments, such as currency fluctuations and international stock market or economic conditions, which may adversely affect the value of the investment. Opinions expressed are subject to change without any notice. Neither the company nor the director or the employees of NBSPL accept any liability whatsoever for any direct, indirect, consequential or other loss arising from any use of this research and/or further communication in relation to this research. Here it may be noted that neither NBSPL, nor its directors, employees, agents or representatives shall be liable for any damages whether direct or indirect, incidental, special or consequential including lost revenue or lost profit that may arise from or in connection with the use of the information contained in this report.

Copyright of this document vests exclusively with NBSPL. Our reports are also available on our website www.nirmalbang.com